

Garfield County

59,808

Population (2018)

Population grew by 2,920 over the last 5 years and is projected to grow by 2,518 over the next 5 years.

29,523

Jobs (2018)

Jobs grew by 1,681 over the last 5 years and are projected to grow by 2,135 over the next 5 years.

\$61.3K

Median Household Income (2016)

Median household income is \$6.0K above the national median household income of \$55.3K.

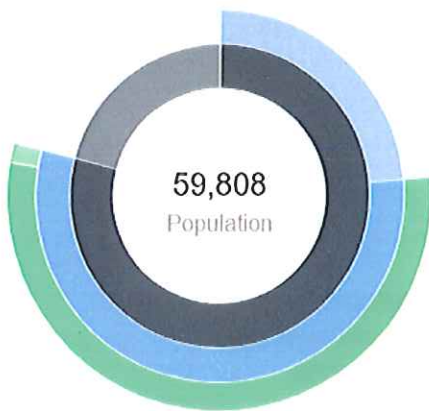
	Population (2018)	Labor Force (2018)	Jobs (2018)	Cost of Living
Region	59,808	33,135	29,523	113.4
State	5,688,190	3,126,240	2,986,351	110.7

3.3%
Unemployment Rate

LAUS, Nov. 2018 Not seasonally adjusted

70%
Labor Force Participation

2018 Labor Force Breakdown



- Total Working Age Population
- Not in Labor Force (15+)
- Labor Force
- Employed
- Unemployed
- Under 15

Population

Total Working Age Population	47,213
Not in Labor Force (15+)	14,078
Labor Force	33,135
Employed	32,235
Unemployed	900
Under 15	12,595

Wages

Average hourly:	\$22.65
Average weekly:	\$906.00
Average annual:	\$47,112.00

2Q2018 QCEW



Millennials

Garfield County, CO has 11,567 millennials (ages 20-34). The national average for an area this size is 12,244.



Retiring Soon

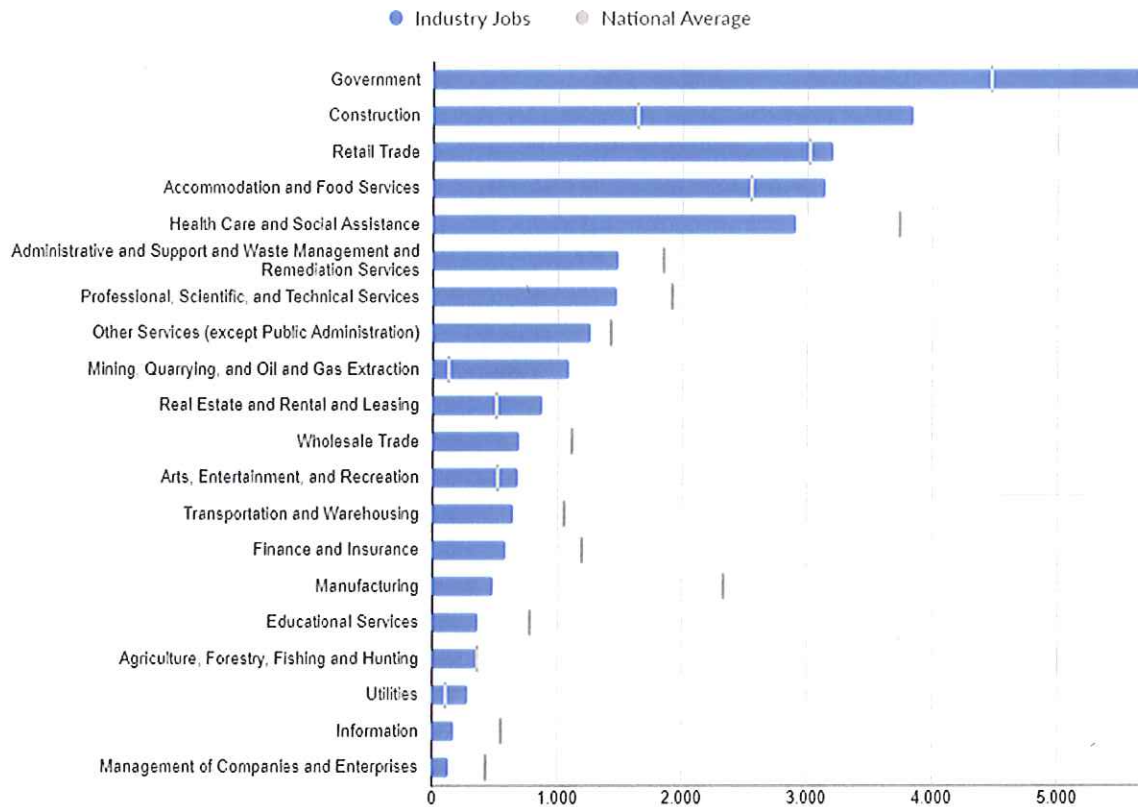
Retirement risk is about average in Garfield County, CO. The national average for an area this size is 16,853 people 55 or older, while there are 15,300 here.

Median Home price

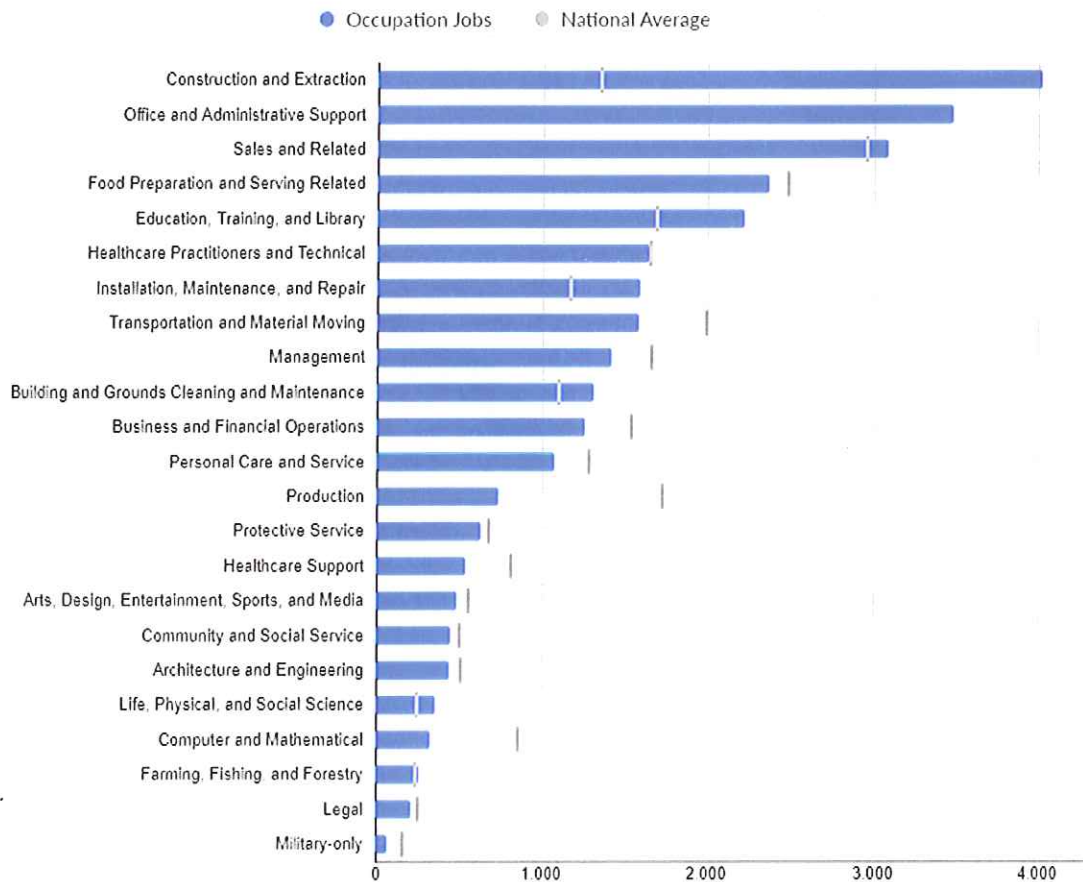
\$361,637

National Association of Realtors

Largest Industries



Largest Occupations



Garfield County Commuting Patterns

Outbound workers

Pitkin County, CO	4,098
Eagle County, CO	1,459
Mesa County, CO	478
Rio Blanco County, CO	94
Douglas County, CO	47
Delta County, CO	27
Jefferson County, CO	17
Ouray County, CO	16
Adams County, CO	14
Lake County, CO	11
Routt County, CO	11
Arapahoe County, CO	9
Summit County, CO	8
Gunnison County, CO	7
Weld County, CO	5
El Paso County, CO	1
Oklahoma	66
North Dakota	62
Wyoming	37
Utah	20
New York	17
Maryland	12
North Carolina	11
Massachusetts	10
California	7
Nebraska	3
Illinois	1

Total outbound 6,548

Inbound workers

Mesa County, CO	2,295
Eagle County, CO	1,005
Pitkin County, CO	457
Rio Blanco County, CO	266
Arapahoe County, CO	134
Lake County, CO	80
Adams County, CO	77
Gunnison County, CO	73
Denver County, CO	70
Jefferson County, CO	61
Delta County, CO	54
Larimer County, CO	44
Moffat County, CO	40
Fremont County, CO	39
Boulder County, CO	33
Prowers County, CO	20
Douglas County, CO	17
El Paso County, CO	15
Morgan County, CO	10
Rio Grande County, CO	7
Elbert County, CO	3
Routt County, CO	2
Bent County, CO	1
Florida	61
Texas	54
New Mexico	49
Nebraska	37
Missouri	31
Oklahoma	31
Utah	27
Montana	26
Oregon	24
California	21
Kansas	21
Louisiana	19
Arizona	12
North Carolina	9
Wyoming	5

Total inbound 5,230