

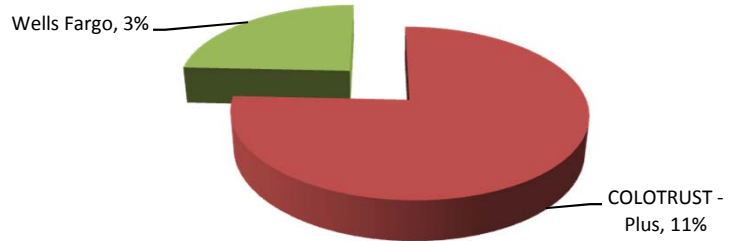
Garfield County Treasurer

Monthly Investment Portfolio Report

March, 2017

County Managed Assets

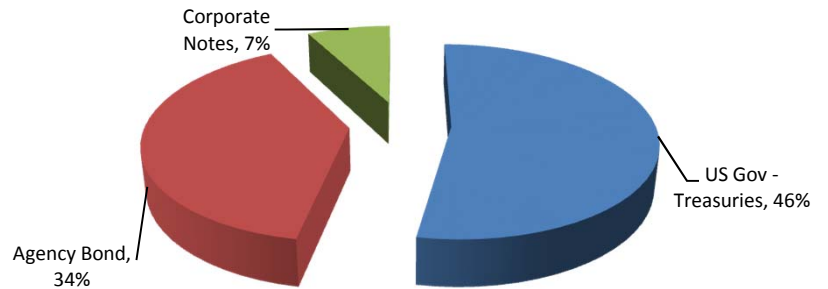
		%	Return
COLOTRUST - Plus	\$ 12,225,243	11%	0.94%
Wells Fargo	\$ 3,917,510	3%	0.00%
Total Internally Managed	\$ 16,142,754	14%	



Weighted Average Yield	0.71%
	Days
Effective Average Duration - Internal	1
Weighted Average Maturity - Internal	1

Advisor Managed Assets

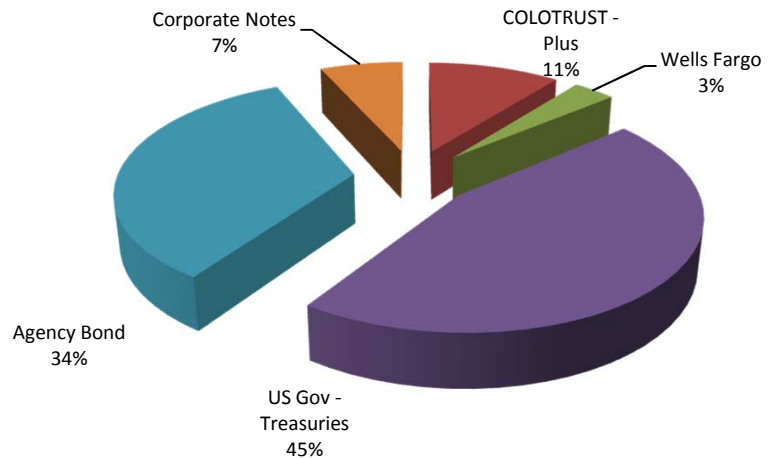
		%	Return
US Gov - Treasuries	\$ 52,534,867	46%	1.10%
Agency Bond	\$ 39,023,687	34%	1.00%
Corporate Notes	\$ 7,698,644	7%	1.25%
Total Externally Managed	\$ 99,257,198	86%	



Weighted Average Yield	1.07%
	Years
Effective Average Duration - External	1.90
Weighted Average Maturity - External	1.90

Total Portfolio Assets

		%	Return
COLOTRUST - Plus	\$ 12,225,243	11%	0.92%
Wells Fargo	\$ 3,917,510	3%	0.00%
US Gov - Treasuries	\$ 52,534,867	46%	1.10%
Agency Bond	\$ 39,023,687	34%	1.00%
Corporate Notes	\$ 7,698,644	7%	1.25%
Total Portfolio Assets	\$ 115,399,951		



Weighted Average Yield	1.02%
	Years
Effective Average Duration - Total	1.70
Weighted Average Maturity - Total	1.70

Portfolio Change & Earnings

Beginning Balance	\$ 124,388,486
Ending Balance	\$ 115,399,951
Year to Date Income	\$ 397,253
2017 Projected Income	\$ 1,000,000