

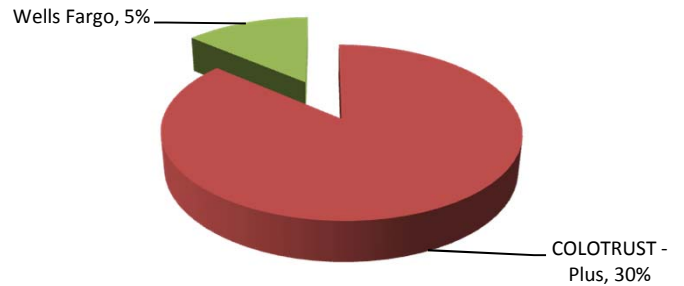
# Garfield County Treasurer

## Monthly Investment Portfolio Report

### July 31, 2016

#### County Managed Assets

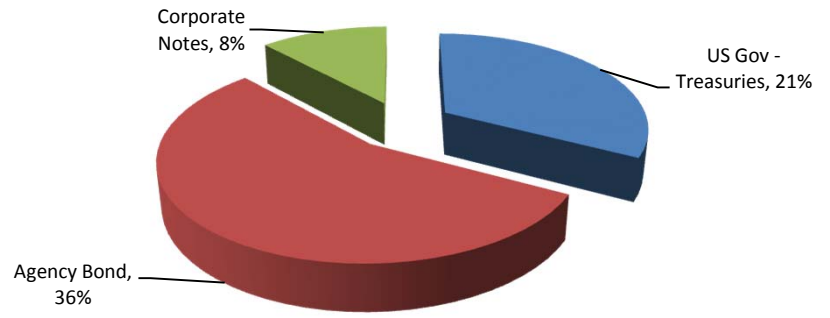
	\$		%	Return
COLOTRUST - Plus	41,965,523		30%	0.63%
Wells Fargo	6,662,150		5%	0.00%
<b>Total Internally Managed</b>	<b>\$ 48,627,673</b>		<b>35%</b>	



<b>Weighted Average Yield</b>	<b>0.54%</b>
	Days
Effective Average Duration - Internal	1
Weighted Average Maturity - Internal	1

#### Advisor Managed Assets

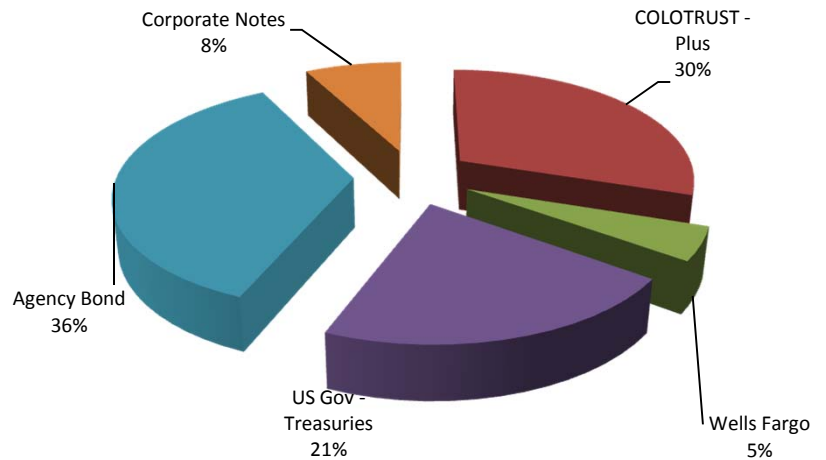
	\$		%	Return
US Gov - Treasuries	29,783,555		21%	0.95%
Agency Bond	50,455,895		36%	0.95%
Corporate Notes	10,841,862		8%	1.05%
<b>Total Externally Managed</b>	<b>\$ 91,081,313</b>		<b>65%</b>	



<b>Weighted Average Yield</b>	<b>0.96%</b>
	Years
Effective Average Duration - External	1.56
Weighted Average Maturity - External	1.60

#### Total Portfolio Assets

	\$		%	Return
COLOTRUST - Plus	41,965,523		30%	0.63%
Wells Fargo	6,662,150		5%	0.00%
US Gov - Treasuries	29,783,555		21%	0.95%
Agency Bond	50,455,895		36%	0.95%
Corporate Notes	10,841,862		8%	1.05%
<b>Total Portfolio Assets</b>	<b>\$ 139,708,986</b>			



<b>Weighted Average Yield</b>	<b>0.81%</b>
	Years
Effective Average Duration - Total	1.06
Weighted Average Maturity - Total	1.39

#### Portfolio Change & Earnings

Beginning Balance	\$ 124,388,486
Ending Balance	\$ 139,708,986
Year to Date Income	\$ 708,787
2016 Projected Income	\$ 775,000

