

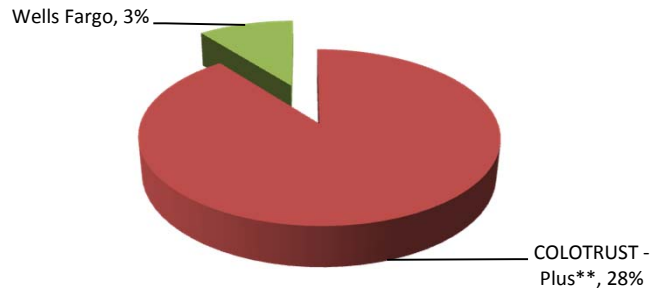
Garfield County Treasurer

Monthly Investment Portfolio Report

August, 2017

County Managed Assets

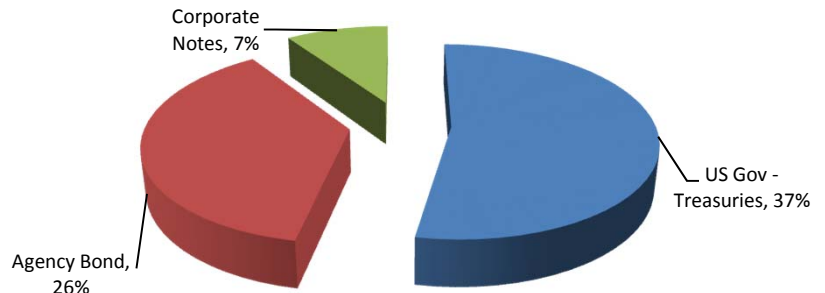
	\$	%	Return
COLOTRUST - Plus**	38,447,386	28%	1.20%
Wells Fargo	4,524,944	3%	0.00%
Total Internally Managed	\$ 42,972,330	31%	



Weighted Average Yield	1.07%
	Days
Effective Average Duration - Internal	1
Weighted Average Maturity - Internal	1

Advisor Managed Assets

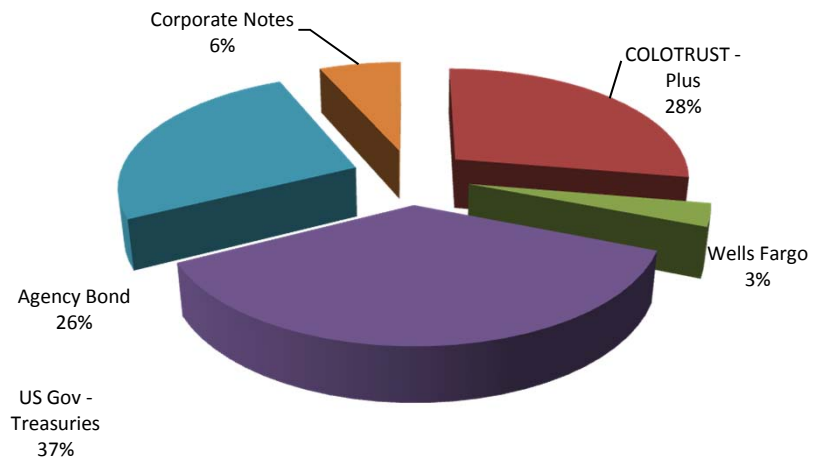
	\$	%	Return
US Gov - Treasuries	50,920,598	37%	1.13%
Agency Bond	35,963,317	26%	1.00%
Corporate Notes	9,159,829	7%	1.33%
Total Externally Managed	\$ 96,043,743	69%	



Weighted Average Yield	1.10%
	Years
Effective Average Duration - External	1.50
Weighted Average Maturity - External	1.50

Total Portfolio Assets

	\$	%	Return
COLOTRUST - Plus	38,447,386	28%	1.15%
Wells Fargo	4,524,944	3%	0.00%
US Gov - Treasuries	50,920,598	37%	1.13%
Agency Bond	35,963,317	26%	1.00%
Corporate Notes	9,159,829	7%	1.33%
Total Portfolio Assets	\$ 139,016,074		



Weighted Average Yield	1.09%
	Years
Effective Average Duration - Total	1.50
Weighted Average Maturity - Total	1.70

Portfolio Change & Earnings

Beginning Balance	\$ 132,785,057
Ending Balance	\$ 139,016,074
Year to Date Income	\$ 1,232,738
2017 Projected Income	\$ 1,000,000

** DHS Restricted Fund Balance comprises \$19 million of the \$38.4 million held in Colostrust

