

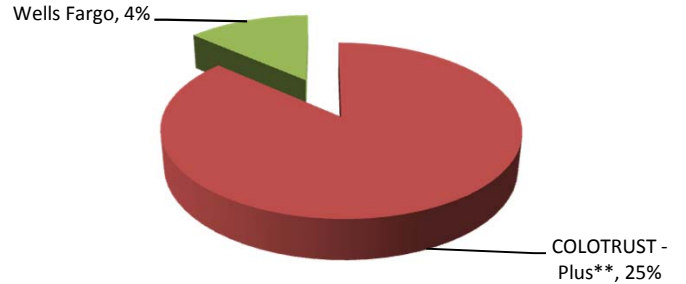
# Garfield County Treasurer

## Monthly Investment Portfolio Report

### November, 2017

County Managed Assets	%	Return
-----------------------	---	--------

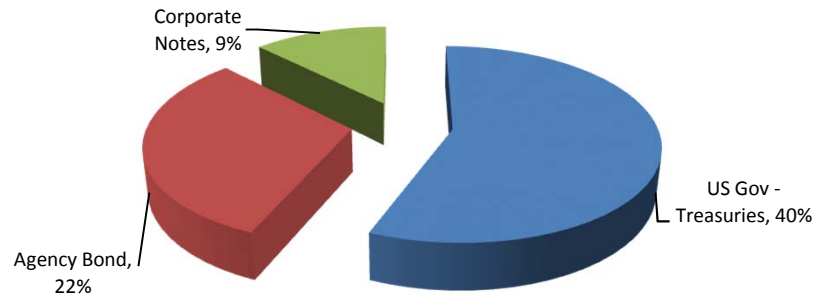
COLOTRUST - Plus**	\$ 31,912,218	25%	1.29%
Wells Fargo	\$ 4,967,194	4%	0.00%
<b>Total Internally Managed</b>	<b>\$ 36,879,412</b>	<b>29%</b>	



<b>Weighted Average Yield</b>	<b>1.12%</b>
	Days
Effective Average Duration - Internal	1
Weighted Average Maturity - Internal	1

Advisor Managed Assets	%	Return
------------------------	---	--------

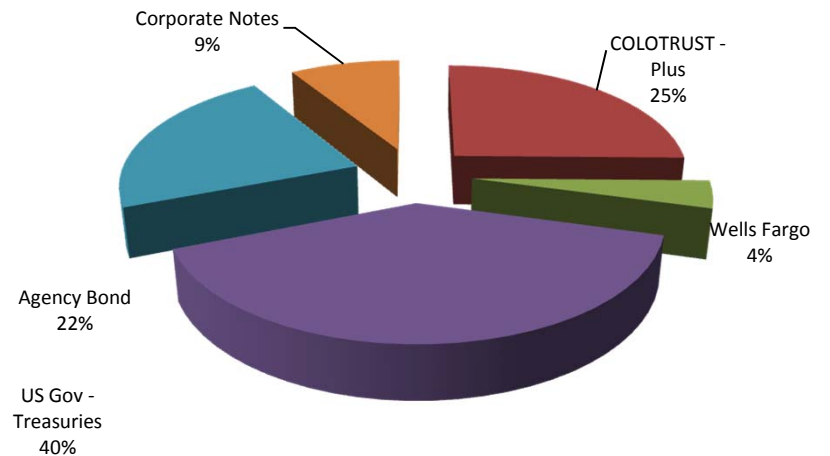
US Gov - Treasuries	50,317,076.00	40%	1.25%
Agency Bond	27,938,677.50	22%	1.12%
Corporate Notes	\$ 11,164,708	9%	1.42%
<b>Total Externally Managed</b>	<b>\$ 89,420,462</b>	<b>71%</b>	



<b>Weighted Average Yield</b>	<b>1.23%</b>
	Years
Effective Average Duration - External	1.60
Weighted Average Maturity - External	1.60

Total Portfolio Assets	%	Return
------------------------	---	--------

COLOTRUST - Plus	\$ 31,912,218	25%	1.24%
Wells Fargo	\$ 4,967,194	4%	0.00%
US Gov - Treasuries	\$ 50,317,076	40%	1.25%
Agency Bond	\$ 27,938,678	22%	1.12%
Corporate Notes	\$ 11,164,708	9%	1.42%
<b>Total Portfolio Assets</b>	<b>\$ 126,299,874</b>		



<b>Weighted Average Yield</b>	<b>1.20%</b>
	Years
Effective Average Duration - Total	1.36
Weighted Average Maturity - Total	1.36

Portfolio Change & Earnings	
-----------------------------	--

Beginning Balance	\$ 132,785,057
Ending Balance	\$ 126,299,874
Year to Date Income	\$ 1,728,546
2017 Projected Income	\$ 1,000,000

\*\* DHS Restricted Fund Balance comprises \$19 million of the \$35.1 million held in Colostrust

