

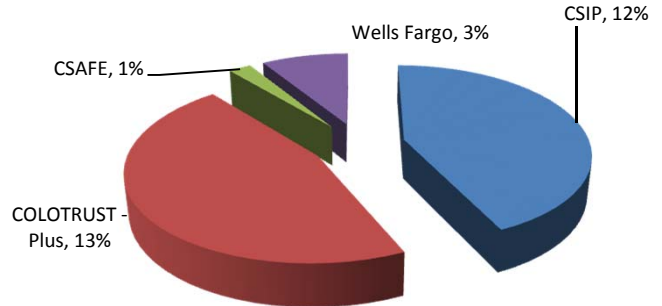
Garfield County Treasurer

Monthly Investment Portfolio Report

November 30, 2015

County Managed Assets	%	Return
-----------------------	---	--------

CSIP	\$ 14,634,471	12%	0.17%
COLOTRUST - Plus	\$ 15,506,008	13%	0.24%
CSAFE	\$ 775,818	1%	0.23%
Wells Fargo	\$ 2,998,554	3%	0.00%
Total Internally Managed	\$ 33,914,850	29%	



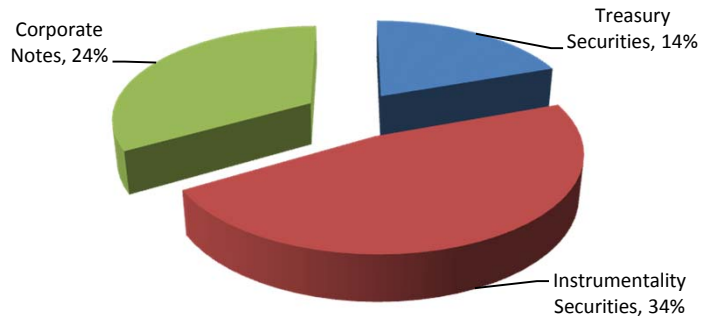
Weighted Average Yield **0.18%**

Days

Effective Average Duration - Internal	1
Weighted Average Maturity - Internal	1

Advisor Managed Assets	%	Return
------------------------	---	--------

Treasury Securities	\$ 16,485,232	14%	0.74%
Instrumentality Securities	\$ 39,724,445	34%	0.91%
Corporate Notes	\$ 28,096,311	24%	0.82%
Total Externally Managed	\$ 84,305,988	71%	



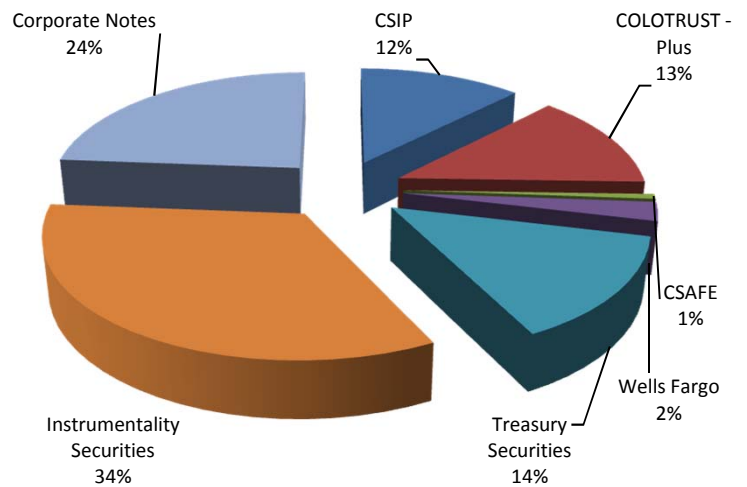
Weighted Average Yield **0.85%**

Years

Effective Average Duration - External	1.30
Weighted Average Maturity - External	1.51

Total Portfolio Assets	%	Return
------------------------	---	--------

CSIP	\$ 14,634,471	12%	0.17%
COLOTRUST - Plus	\$ 15,506,008	13%	0.24%
CSAFE	\$ 775,818	1%	0.23%
Wells Fargo	\$ 2,998,554	3%	0.00%
Treasury Securities	\$ 16,485,232	14%	0.74%
Instrumentality Securities	\$ 39,724,445	34%	0.91%
Corporate Notes	\$ 28,096,311	24%	0.82%
Total Portfolio Assets	\$ 118,220,838		



Weighted Average Yield **0.66%**

Years

Effective Average Duration - Total	0.95
Weighted Average Maturity - Total	1.36

Portfolio Change & Earnings	
-----------------------------	--

Beginning Balance	\$ 124,388,486
Ending Balance	\$ 118,220,838
Year to Date Income	\$ 695,914 (Net of Investment Advisor Fees)
2015 Projected Income	\$ 775,000

