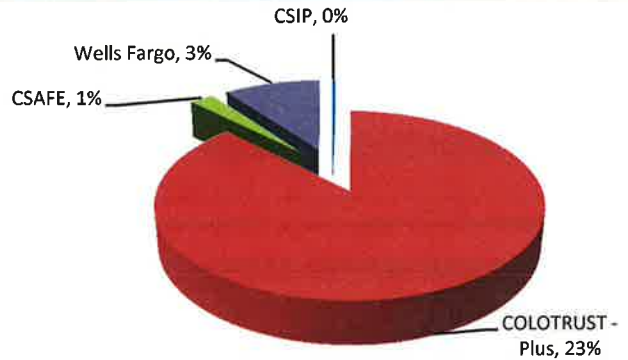


Garfield County Treasurer

Monthly Investment Portfolio Report

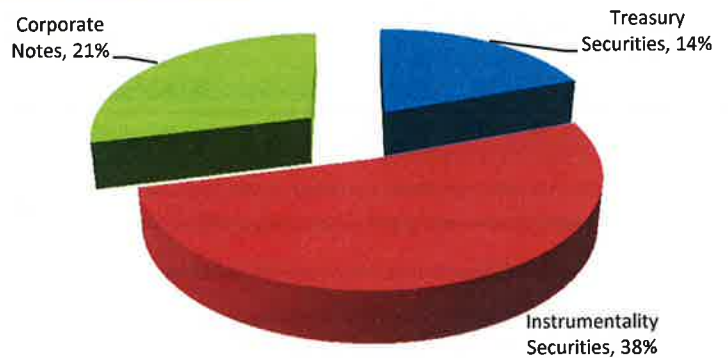
December 31, 2015

County Managed Assets		%	Return
CSIP	\$ 100,650	0%	0.24%
COLOTRUST - Plus	\$ 27,159,700	23%	0.30%
CSAFE	\$ 776,013	1%	0.29%
Wells Fargo	\$ 3,053,499	3%	0.00%
Total Internally Managed	\$ 31,089,862	27%	



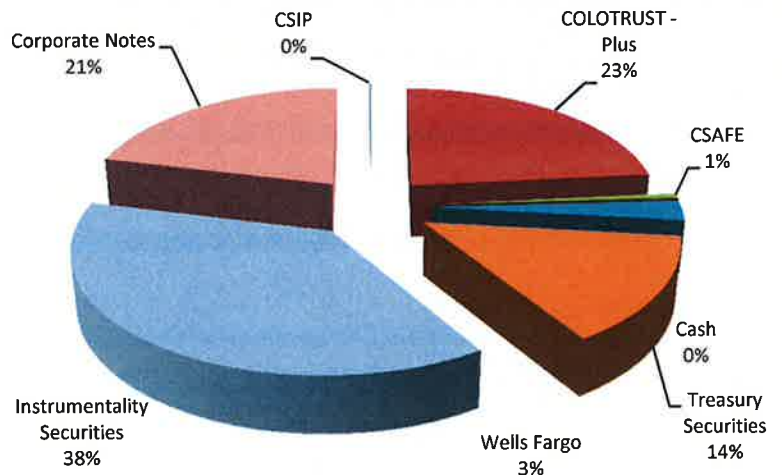
Weighted Average Yield	0.26%
	Days
Effective Average Duration - Internal	1
Weighted Average Maturity - Internal	1

Advisor Managed Assets		%	Return
Treasury Securities	\$ 16,495,540	14%	0.74%
Instrumentality Securities	\$ 43,663,160	38%	0.91%
Corporate Notes	\$ 24,341,350	21%	0.82%
Cash	\$ 11,250	0%	0.00%
Total Externally Managed	\$ 84,511,300	73%	



Weighted Average Yield	0.85%
	Years
Effective Average Duration - External	1.47
Weighted Average Maturity - External	1.62

Total Portfolio Assets		%	Return
CSIP	\$ 100,650	0%	0.24%
COLOTRUST - Plus	\$ 27,159,700	23%	0.30%
CSAFE	\$ 776,013	1%	0.29%
Cash	\$ 11,250	0%	0.00%
Wells Fargo	\$ 3,053,499	3%	0.00%
Treasury Securities	\$ 16,495,540	14%	0.74%
Instrumentality Securities	\$ 43,663,160	38%	0.91%
Corporate Notes	\$ 24,341,350	21%	0.82%
Total Portfolio Assets	\$ 115,601,162		



Weighted Average Yield	0.69%
	Years
Effective Average Duration - Total	1.10
Weighted Average Maturity - Total	1.45

Portfolio Change & Earnings

Beginning Balance	\$ 118,220,838
Ending Balance	\$ 115,601,162
Year to Date Income	\$ 764,773
2015 Projected Income	\$ 775,000