

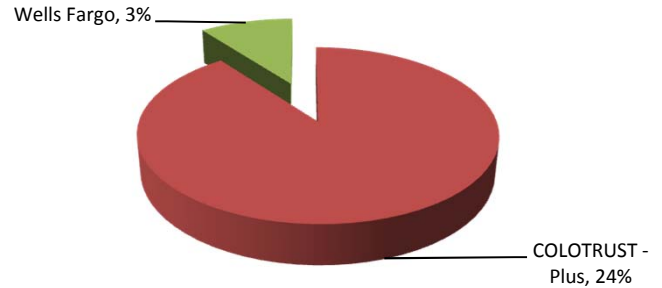
# Garfield County Treasurer

## Monthly Investment Portfolio Report

### January, 2018

#### County Managed Assets

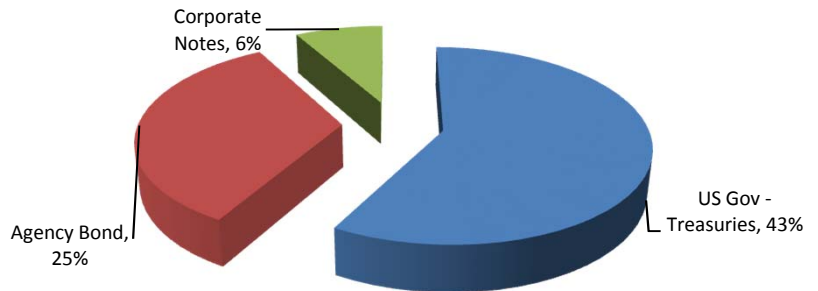
	\$	%	Return
COLOTRUST - Plus	28,000,967	24%	1.51%
Wells Fargo	3,203,551	3%	0.00%
<b>Total Internally Managed</b>	<b>\$ 31,204,518</b>	<b>26%</b>	



<b>Weighted Average Yield</b>	<b>1.51%</b>
	Days
Effective Average Duration - Internal	1
Weighted Average Maturity - Internal	1

#### Advisor Managed Assets

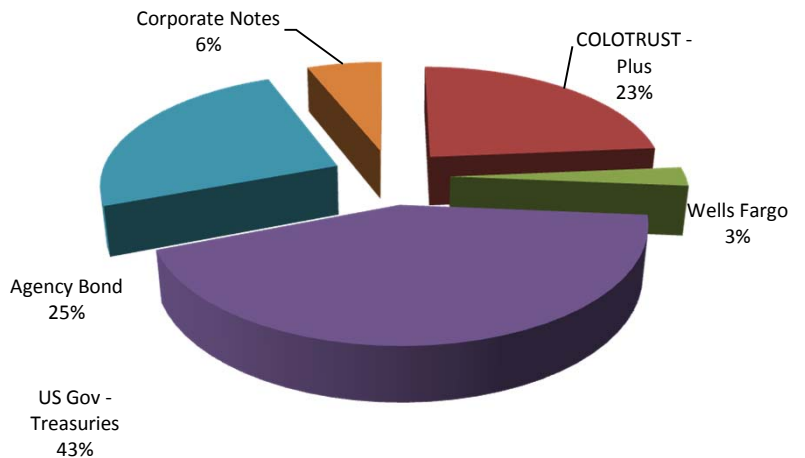
	\$	%	Return
US Gov - Treasuries	50,780,952.00	43%	1.26%
Agency Bond	29,407,998.00	25%	1.18%
Corporate Notes	7,148,811	6%	1.50%
<b>Total Externally Managed</b>	<b>\$ 87,337,761</b>	<b>74%</b>	



<b>Weighted Average Yield</b>	<b>1.25%</b>
	Years
Effective Average Duration - External	1.50
Weighted Average Maturity - External	1.50

#### Total Portfolio Assets

	\$	%	Return
COLOTRUST - Plus	28,000,967	24%	1.51%
Wells Fargo	3,203,551	3%	0.00%
US Gov - Treasuries	50,780,952	43%	1.26%
Agency Bond	29,407,998	25%	1.18%
Corporate Notes	7,148,811	6%	1.50%
<b>Total Portfolio Assets</b>	<b>\$ 118,542,279</b>		



<b>Weighted Average Yield</b>	<b>1.32%</b>
	Years
Effective Average Duration - Total	1.50
Weighted Average Maturity - Total	1.50

#### Portfolio Change & Earnings

Beginning Balance	\$ 132,785,057
Ending Balance	\$ 118,542,279
Year to Date Income	\$ 166,955
2018 Projected Income	\$ 1,500,000