

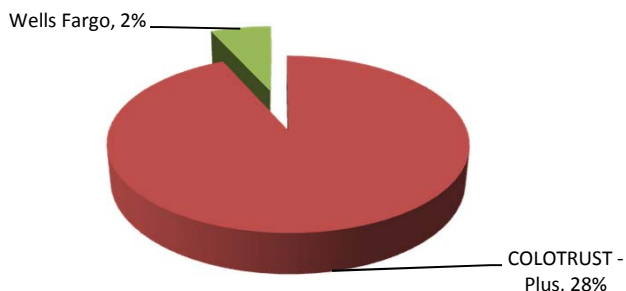
Garfield County Treasurer

Monthly Investment Portfolio Report

April, 2018

County Managed Assets

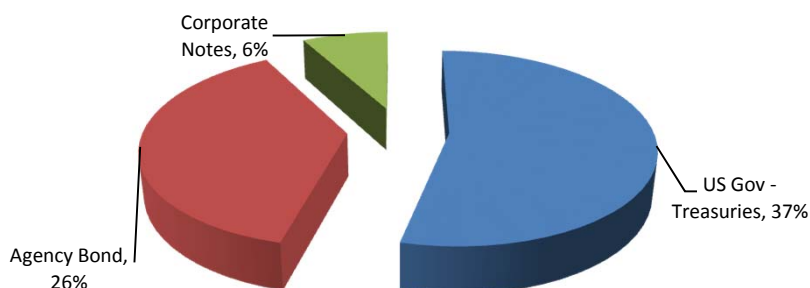
	\$	%	Return
COLOTRUST - Plus	40,133,504	28%	1.96%
Wells Fargo	2,890,635	2%	0.00%
Total Internally Managed	\$ 43,024,139	31%	



Weighted Average Yield	1.51%
	Days
Effective Average Duration - Internal	1
Weighted Average Maturity - Internal	1

Advisor Managed Assets

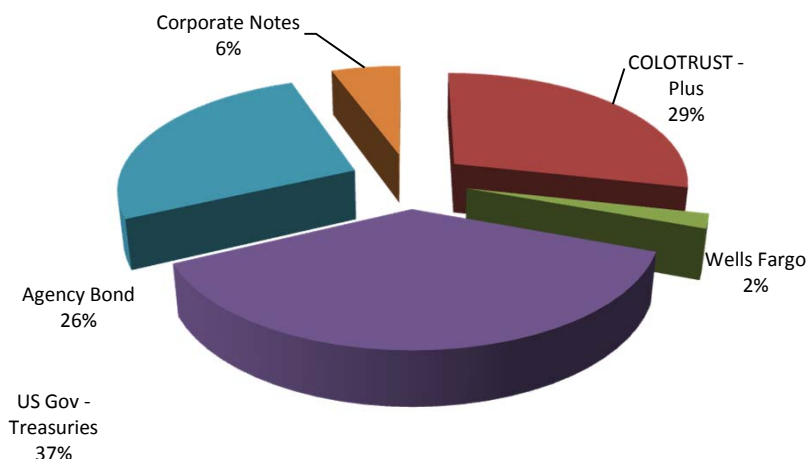
	\$	%	Return
US Gov - Treasuries	52,732,969.00	37%	1.30%
Agency Bond	37,304,797.55	26%	1.61%
Corporate Notes	7,834,584	6%	1.86%
Total Externally Managed	\$ 97,872,351	69%	



Weighted Average Yield	1.46%
	Years
Effective Average Duration - External	1.50
Weighted Average Maturity - External	1.50

Total Portfolio Assets

	\$	%	Return
COLOTRUST - Plus	40,133,504	28%	1.78%
Wells Fargo	2,890,635	2%	0.00%
US Gov - Treasuries	52,732,969	37%	1.30%
Agency Bond	37,304,798	26%	1.61%
Corporate Notes	7,834,584	6%	1.86%
Total Portfolio Assets	\$ 140,896,490		



Weighted Average Yield	1.48%
	Years
Effective Average Duration - Total	1.50
Weighted Average Maturity - Total	1.50

Portfolio Change & Earnings

Beginning Balance	\$ 132,785,057
Ending Balance	\$ 140,896,490
Year to Date Income	\$ 729,100
2018 Projected Income	\$ 1,500,000

