

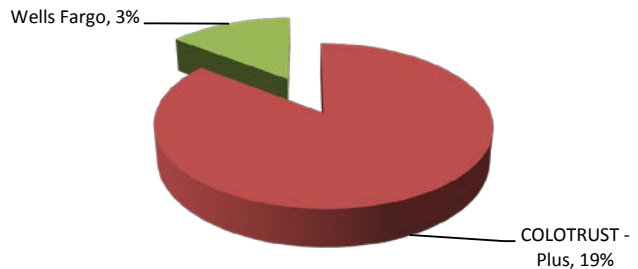
Garfield County Treasurer

Monthly Investment Portfolio Report

May, 2018

County Managed Assets

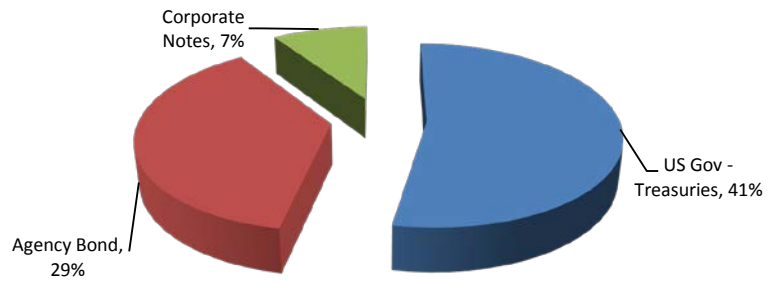
			%	Return
COLOTRUST - Plus	\$	24,046,036	19%	2.06%
Wells Fargo	\$	4,070,808	3%	0.00%
Total Internally Managed	\$	28,116,844	22%	



Weighted Average Yield	1.51%
	Days
Effective Average Duration - Internal	1
Weighted Average Maturity - Internal	1

Advisor Managed Assets

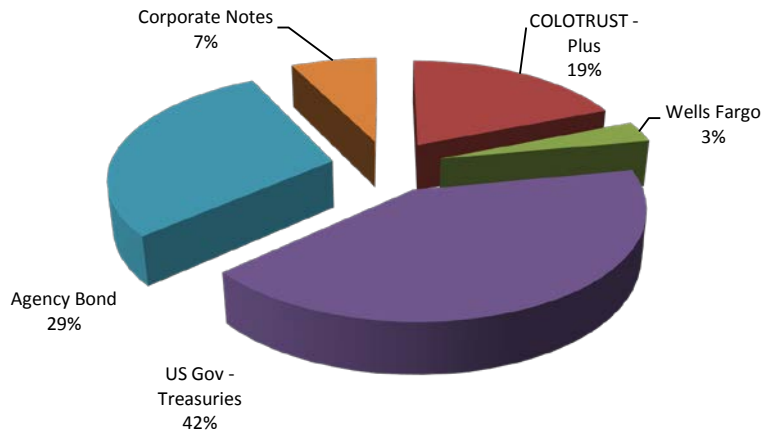
			%	Return
US Gov - Treasuries		52,716,520.05	41%	1.30%
Agency Bond		37,304,797.55	29%	1.61%
Corporate Notes	\$	9,339,660	7%	2.16%
Total Externally Managed	\$	99,360,978	78%	



Weighted Average Yield	1.50%
	Years
Effective Average Duration - External	1.50
Weighted Average Maturity - External	1.50

Total Portfolio Assets

			%	Return
COLOTRUST - Plus	\$	24,046,036	19%	1.78%
Wells Fargo	\$	4,070,808	3%	0.00%
US Gov - Treasuries	\$	52,716,520	41%	1.30%
Agency Bond	\$	37,304,798	29%	1.61%
Corporate Notes	\$	9,339,660	7%	2.16%
Total Portfolio Assets	\$	127,477,821		



Weighted Average Yield	1.50%
	Years
Effective Average Duration - Total	1.50
Weighted Average Maturity - Total	1.50

Portfolio Change & Earnings

Beginning Balance	\$	132,785,057
Ending Balance	\$	127,477,821
Year to Date Income	\$	940,831
2018 Projected Income	\$	1,500,000