

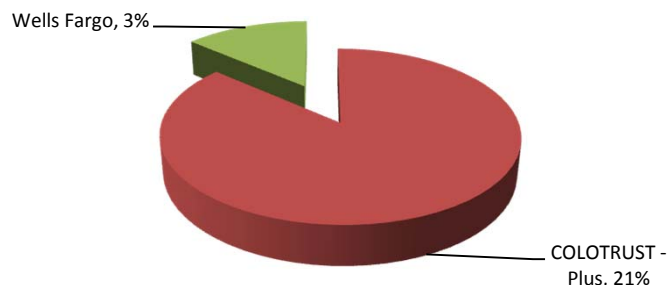
Garfield County Treasurer

Investment Portfolio Report

As of July 31, 2018

County Managed Assets

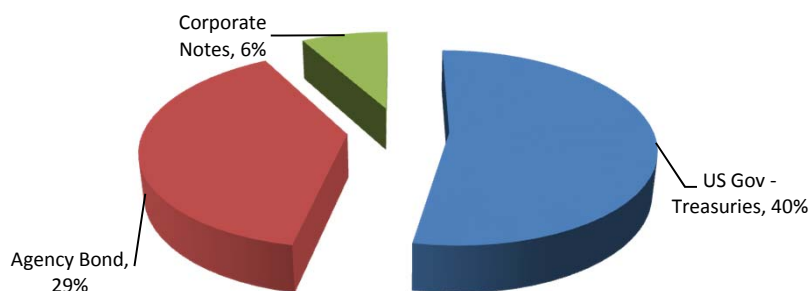
	\$	%	Return
COLOTRUST - Plus	27,364,332	21%	2.14%
Wells Fargo	4,314,697	3%	0.00%
Total Internally Managed	\$ 31,679,029	24%	



Weighted Average Yield	1.51%
Effective Average Duration - Internal	1
Weighted Average Maturity - Internal	1

Advisor Managed Assets

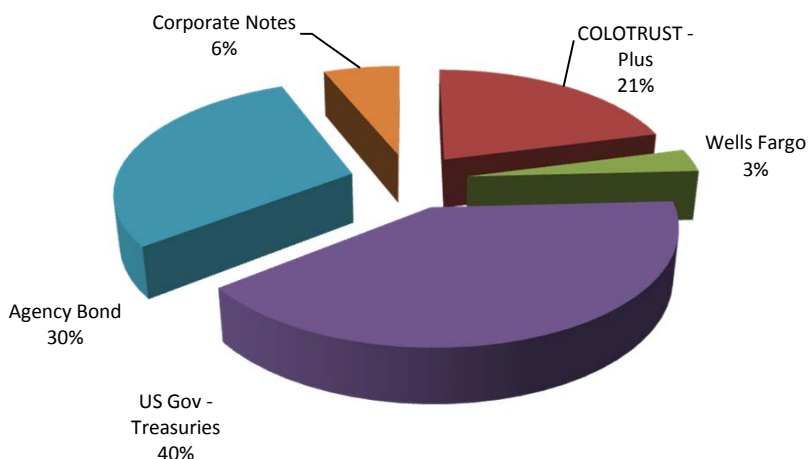
	\$	%	Return
US Gov - Treasuries	52,684,273.00	40%	1.30%
Agency Bond	38,578,723.00	29%	1.76%
Corporate Notes	8,033,436	6%	2.30%
Total Externally Managed	\$ 99,296,432	76%	



Weighted Average Yield	1.56%
Effective Average Duration - External	1.50
Weighted Average Maturity - External	1.50

Total Portfolio Assets

	\$	%	Return
COLOTRUST - Plus	27,364,332	21%	1.78%
Wells Fargo	4,314,697	3%	0.00%
US Gov - Treasuries	52,684,273	40%	1.30%
Agency Bond	38,578,723	29%	1.76%
Corporate Notes	8,033,436	6%	2.30%
Total Portfolio Assets	\$ 130,975,461		



Weighted Average Yield	1.55%
Effective Average Duration - Total	1.50
Weighted Average Maturity - Total	1.50

Portfolio Change & Earnings

Beginning Balance	\$ 132,785,057
Ending Balance	\$ 130,975,461
Year to Date Income	\$ 1,374,575
2018 Projected Income	\$ 1,500,000

