

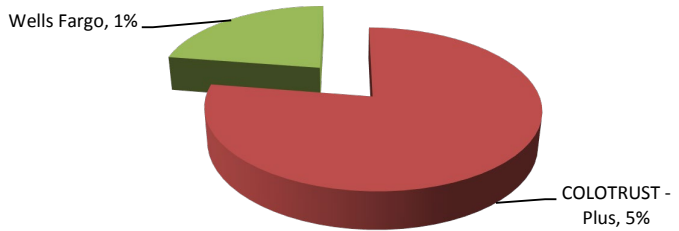
Garfield County Treasurer

Investment Portfolio Report

As of January, 2019

County Managed Assets

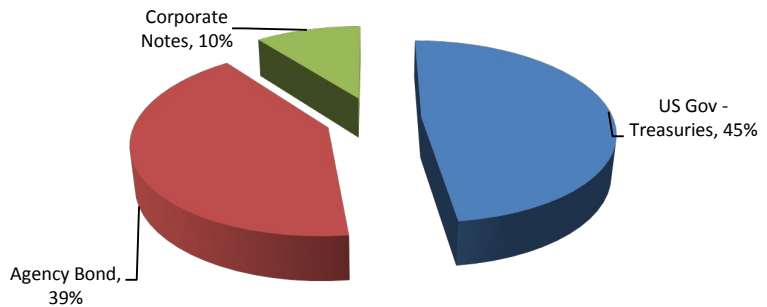
			%	Return
COLOTRUST - Plus	\$	4,839,116	5%	2.59%
Wells Fargo	\$	1,407,125	1%	0.00%
Total Internally Managed	\$	6,246,241	6%	



Weighted Average Yield	1.51%
	Days
Effective Average Duration - Internal	1
Weighted Average Maturity - Internal	1

Advisor Managed Assets

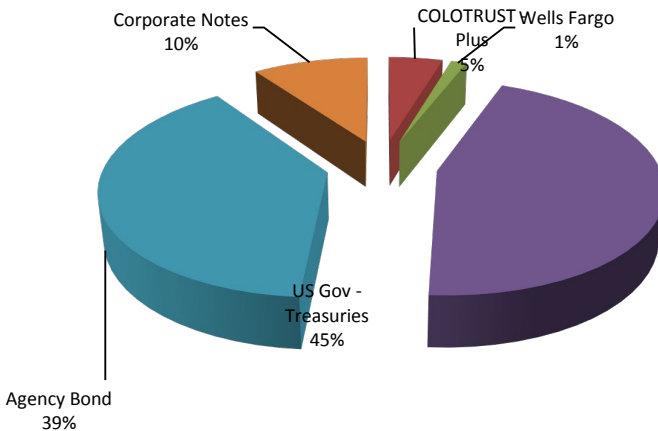
			%	Return
US Gov - Treasuries		47,272,398.66	45%	1.51%
Agency Bond		40,892,329.05	39%	2.16%
Corporate Notes	\$	10,329,376	10%	2.46%
Total Externally Managed	\$	98,494,103	94%	



Weighted Average Yield	1.88%
	Years
Effective Average Duration - External	1.38
Weighted Average Maturity - External	1.38

Total Portfolio Assets

			%	Return
COLOTRUST - Plus	\$	4,839,116	5%	1.78%
Wells Fargo	\$	1,407,125	1%	0.00%
US Gov - Treasuries	\$	47,272,399	45%	1.51%
Agency Bond	\$	40,892,329	39%	2.16%
Corporate Notes	\$	10,329,376	10%	2.46%
Total Portfolio Assets	\$	104,740,344		



Weighted Average Yield	1.86%
	Years
Effective Average Duration - Total	1.50
Weighted Average Maturity - Total	1.50

Portfolio Change & Earnings

Beginning Balance	\$	132,785,057
Ending Balance	\$	104,740,344
Year to Date Income	\$	181,882
2018 Projected Income	\$	1,500,000