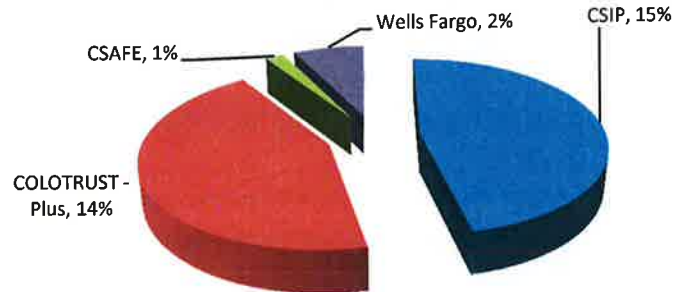


Garfield County Treasurer

Monthly Investment Portfolio Report

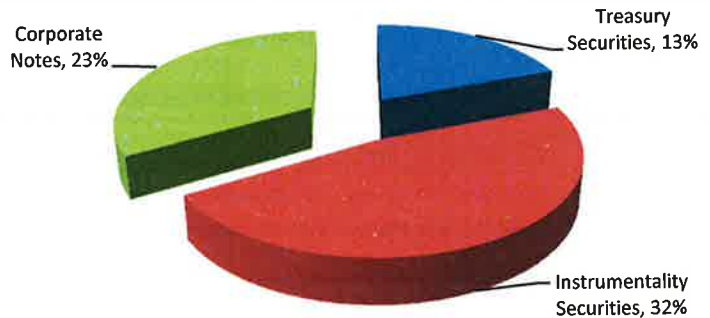
October 31, 2015

County Managed Assets		%	Return
CSIP	\$ 18,632,135	15%	0.18%
COLOTRUST - Plus	\$ 17,575,636	14%	0.21%
CSAFE	\$ 775,671	1%	0.21%
Wells Fargo	\$ 2,898,054	2%	0.00%
Total Internally Managed	\$ 39,881,497	32%	



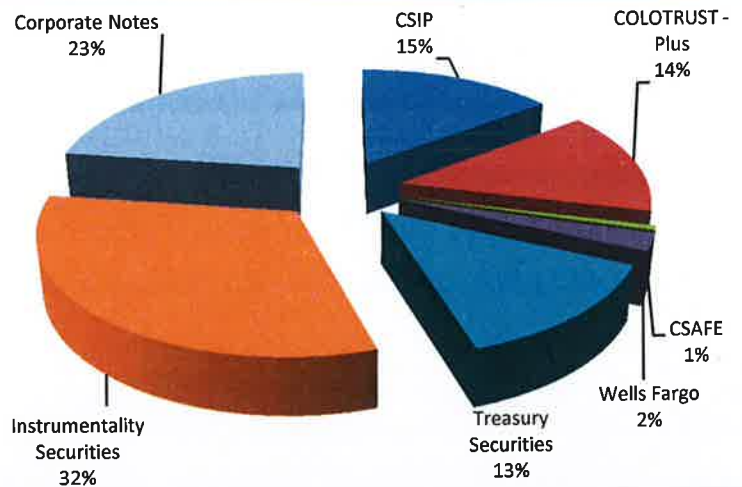
Weighted Average Yield	0.18%
	Days
Effective Average Duration - Internal	1
Weighted Average Maturity - Internal	1

Advisor Managed Assets		%	Return
Treasury Securities	\$ 16,526,502	13%	0.74%
Instrumentality Securities	\$ 39,842,819	32%	0.91%
Corporate Notes	\$ 28,137,669	23%	0.82%
Total Externally Managed	\$ 84,506,989	68%	



Weighted Average Yield	0.85%
	Years
Effective Average Duration - External	1.34
Weighted Average Maturity - External	1.56

Total Portfolio Assets		%	Return
CSIP	\$ 18,632,135	15%	0.18%
COLOTRUST - Plus	\$ 17,575,636	14%	0.21%
CSAFE	\$ 775,671	1%	0.21%
Wells Fargo	\$ 2,898,054	2%	0.00%
Treasury Securities	\$ 16,526,502	13%	0.74%
Instrumentality Securities	\$ 39,842,819	32%	0.91%
Corporate Notes	\$ 28,137,669	23%	0.82%
Total Portfolio Assets	\$ 124,388,486		



Weighted Average Yield	0.63%
	Years
Effective Average Duration - Total	0.93
Weighted Average Maturity - Total	1.38

Portfolio Change & Earnings

Beginning Balance	\$ 127,270,969
Ending Balance	\$ 124,388,486
Year to Date Income	\$ 633,982 (Net of Investment Advisor Fees)
2015 Projected Income	\$ 775,000