

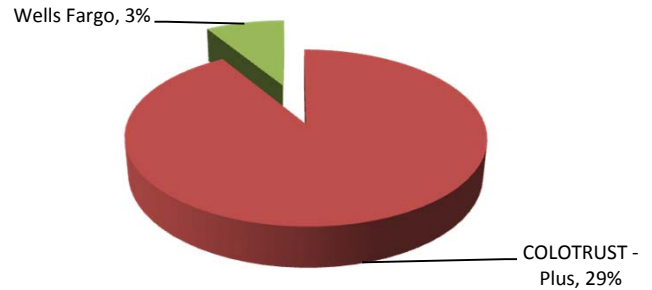
Garfield County Treasurer

Monthly Investment Portfolio Report

November 30, 2016

County Managed Assets

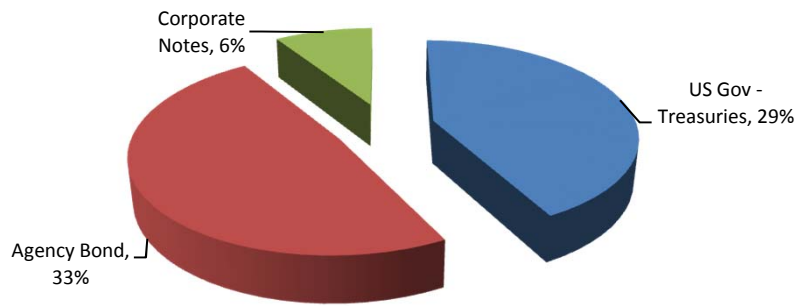
| | \$ | % | Return |
|---------------------------------|----------------------|------------|--------|
| COLOTRUST - Plus | 35,260,772 | 29% | 0.83% |
| Wells Fargo | 3,355,201 | 3% | 0.00% |
| Total Internally Managed | \$ 38,615,973 | 31% | |



| | |
|---------------------------------------|--------------|
| Weighted Average Yield | 0.76% |
| | Days |
| Effective Average Duration - Internal | 1 |
| Weighted Average Maturity - Internal | 1 |

Advisor Managed Assets

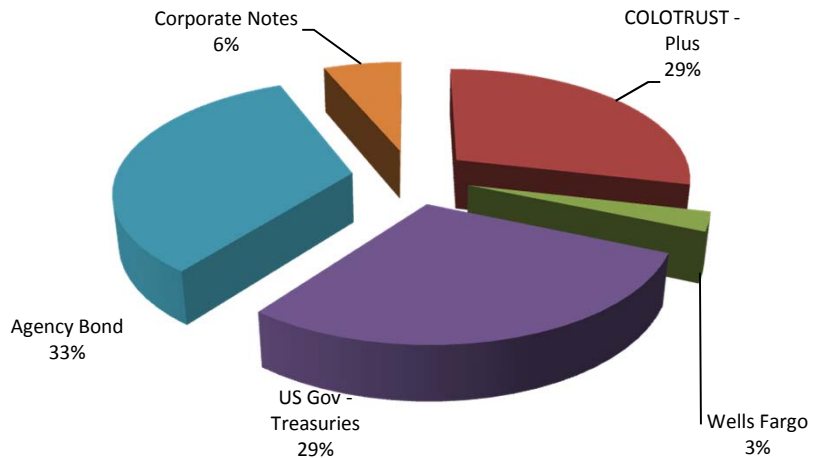
| | \$ | % | Return |
|---------------------------------|----------------------|------------|--------|
| US Gov - Treasuries | 35,709,685 | 29% | 1.04% |
| Agency Bond | 41,071,205 | 33% | 0.99% |
| Corporate Notes | 7,730,360 | 6% | 1.25% |
| Total Externally Managed | \$ 84,511,250 | 69% | |



| | |
|---------------------------------------|--------------|
| Weighted Average Yield | 1.03% |
| | Years |
| Effective Average Duration - External | 1.90 |
| Weighted Average Maturity - External | 1.90 |

Total Portfolio Assets

| | \$ | % | Return |
|-------------------------------|-----------------------|-----|--------|
| COLOTRUST - Plus | 35,260,772 | 29% | 0.83% |
| Wells Fargo | 3,355,201 | 3% | 0.00% |
| US Gov - Treasuries | 35,709,685 | 29% | 1.04% |
| Agency Bond | 41,071,205 | 33% | 0.99% |
| Corporate Notes | 7,730,360 | 6% | 1.25% |
| Total Portfolio Assets | \$ 123,127,223 | | |



| | |
|------------------------------------|--------------|
| Weighted Average Yield | 0.95% |
| | Years |
| Effective Average Duration - Total | 1.90 |
| Weighted Average Maturity - Total | 1.90 |

Portfolio Change & Earnings

| | |
|-----------------------|----------------|
| Beginning Balance | \$ 124,388,486 |
| Ending Balance | \$ 123,127,223 |
| Year to Date Income | \$ 1,172,684 |
| 2016 Projected Income | \$ 775,000 |

