

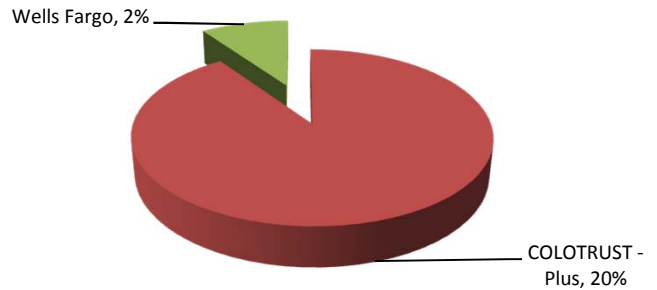
Garfield County Treasurer

Monthly Investment Portfolio Report

March, 2018

County Managed Assets


	\$	%	Return
COLOTRUST - Plus	25,761,691	20%	1.78%
Wells Fargo	2,753,995	2%	0.00%
Total Internally Managed	\$ 28,515,686	23%	



Weighted Average Yield	1.51%
	Days
Effective Average Duration - Internal	1
Weighted Average Maturity - Internal	1

Advisor Managed Assets

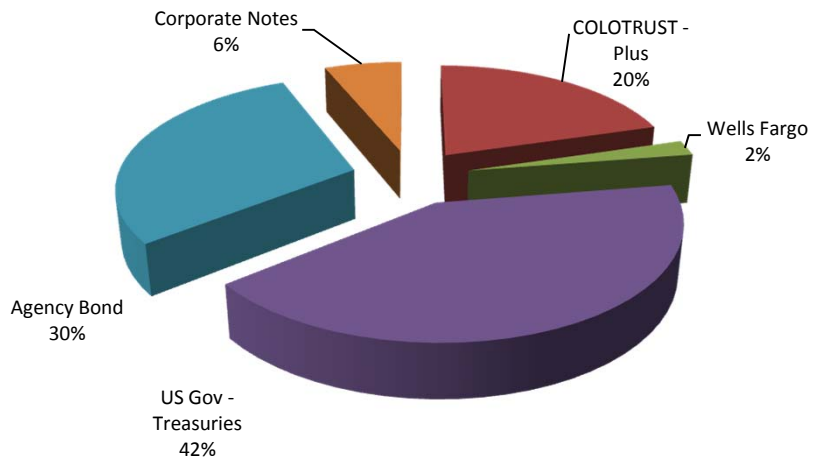
	\$	%	Return
US Gov - Treasuries	52,748,433.00	42%	1.30%
Agency Bond	37,330,843.00	30%	1.53%
Corporate Notes	7,841,505	6%	1.30%
Total Externally Managed	\$ 97,920,781	77%	



Weighted Average Yield	1.39%
	Years
Effective Average Duration - External	1.50
Weighted Average Maturity - External	1.50

Total Portfolio Assets

	\$	%	Return
COLOTRUST - Plus	25,761,691	20%	1.78%
Wells Fargo	2,753,995	2%	0.00%
US Gov - Treasuries	52,748,433	42%	1.30%
Agency Bond	37,330,843	30%	1.53%
Corporate Notes	7,841,505	6%	1.30%
Total Portfolio Assets	\$ 126,436,467		



Weighted Average Yield	1.42%
	Years
Effective Average Duration - Total	1.50
Weighted Average Maturity - Total	1.50

Portfolio Change & Earnings

Beginning Balance	\$ 132,785,057
Ending Balance	\$ 126,436,467
Year to Date Income	\$ 534,192
2018 Projected Income	\$ 1,500,000

