

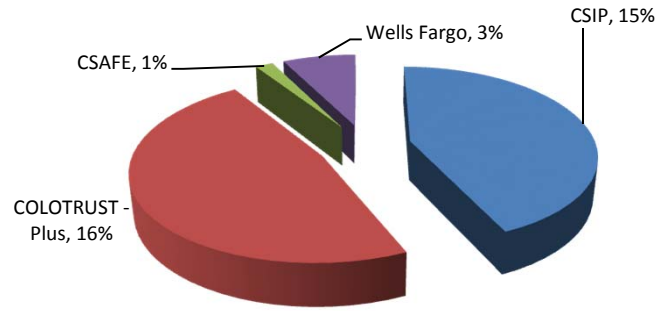
# Garfield County Treasurer

## Monthly Investment Portfolio Report

### September 30, 2015

#### County Managed Assets

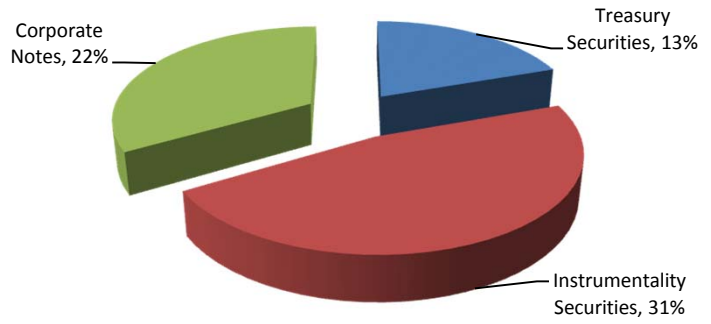
		%	Return
CSIP	\$ 18,629,339	15%	0.15%
COLOTRUST - Plus	\$ 20,403,690	16%	0.20%
CSAFE	\$ 775,531	1%	0.19%
Wells Fargo	\$ 3,206,370	3%	0.00%
<b>Total Internally Managed</b>	<b>\$ 43,014,930</b>	<b>34%</b>	



<b>Weighted Average Yield</b>	<b>0.16%</b>
	Days
Effective Average Duration - Internal	1
Weighted Average Maturity - Internal	1

#### Advisor Managed Assets

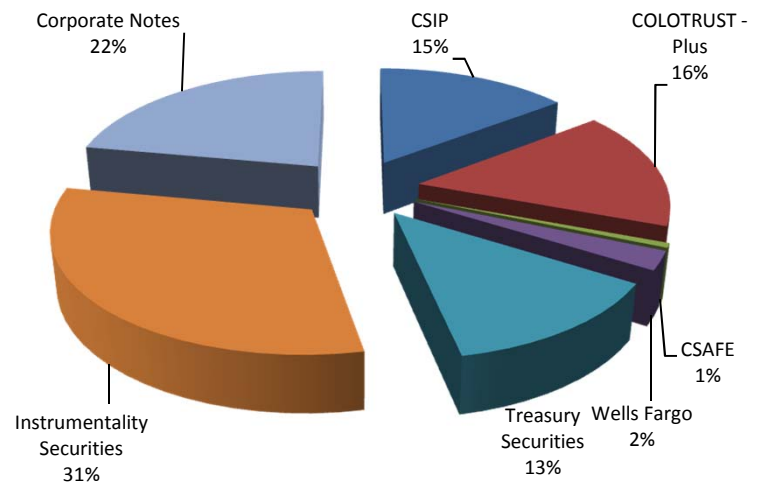
		%	Return
Treasury Securities	\$ 16,544,576	13%	0.74%
Instrumentality Securities	\$ 39,564,476	31%	0.91%
Corporate Notes	\$ 28,146,987	22%	0.82%
<b>Total Externally Managed</b>	<b>\$ 84,256,038</b>	<b>66%</b>	



<b>Weighted Average Yield</b>	<b>0.85%</b>
	Years
Effective Average Duration - External	1.18
Weighted Average Maturity - External	1.56

#### Total Portfolio Assets

		%	Return
CSIP	\$ 18,629,339	15%	0.15%
COLOTRUST - Plus	\$ 20,403,690	16%	0.20%
CSAFE	\$ 775,531	1%	0.19%
Wells Fargo	\$ 3,206,370	3%	0.00%
Treasury Securities	\$ 16,544,576	13%	0.74%
Instrumentality Securities	\$ 39,564,476	31%	0.91%
Corporate Notes	\$ 28,146,987	22%	0.82%
<b>Total Portfolio Assets</b>	<b>\$ 127,270,969</b>		



<b>Weighted Average Yield</b>	<b>0.61%</b>
	Years
Effective Average Duration - Total	0.81
Weighted Average Maturity - Total	1.37

#### Portfolio Change & Earnings

Beginning Balance	\$ 132,705,090
Ending Balance	\$ 127,270,969
Year to Date Income	\$ 568,663 (net of Investment Advisor fees)
2015 Projected Income	\$ 775,000

